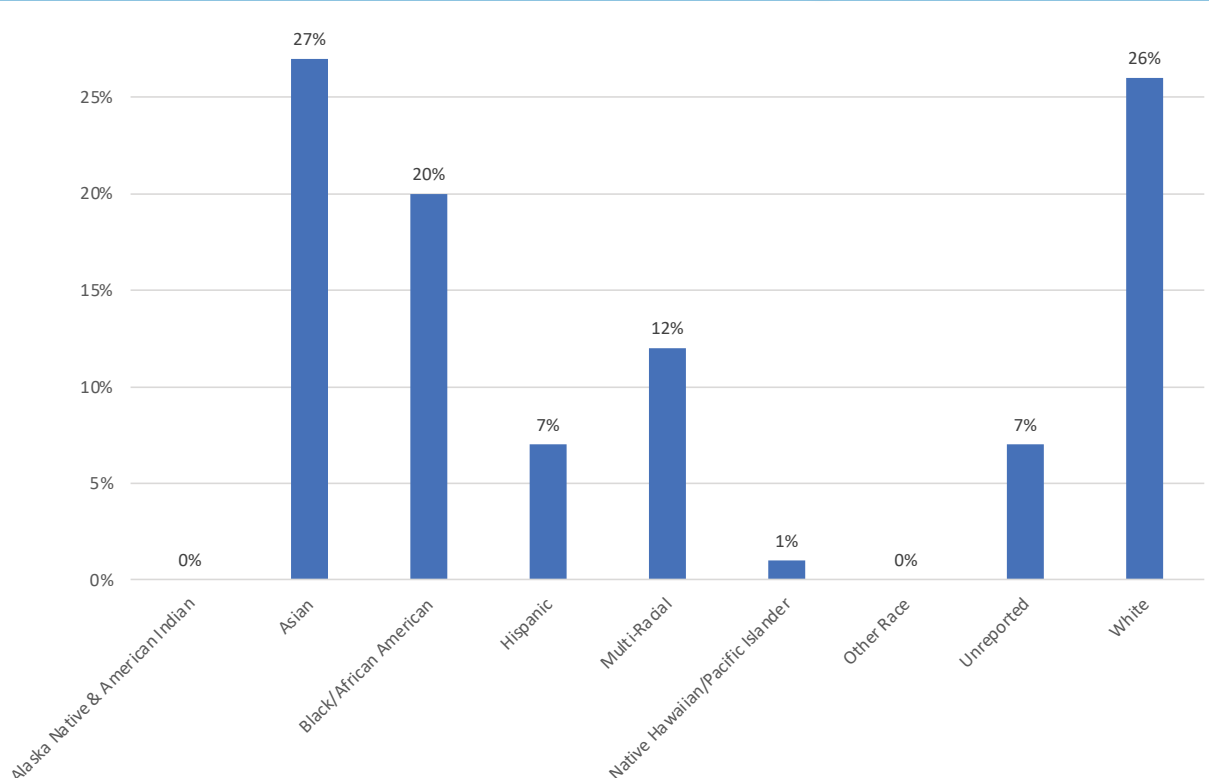


SEATTLE CENTRAL COLLEGE



Seattle Central College fills a huge, unmet need for affordable education and career training for the city’s residents. Seattle Central can trace its roots (and its current footprint) to Broadway High School, the city’s first high school, which opened in 1902. By 1946, Edison Technical School opened to serve thousands of veterans with vocational training and education. The passage of the Community College Act in the 1960s helped pave the way for the college, which was officially created on July 1, 1966 — the first two-year college in Seattle and the 19th in Washington state.

Enrollment demographics (21-22 data)



Female: 58% Male: 38% Unreported: 4%

67%: More than 2/3 of identify as BIPOC

15% of Central students have dependents

53% are part-time students

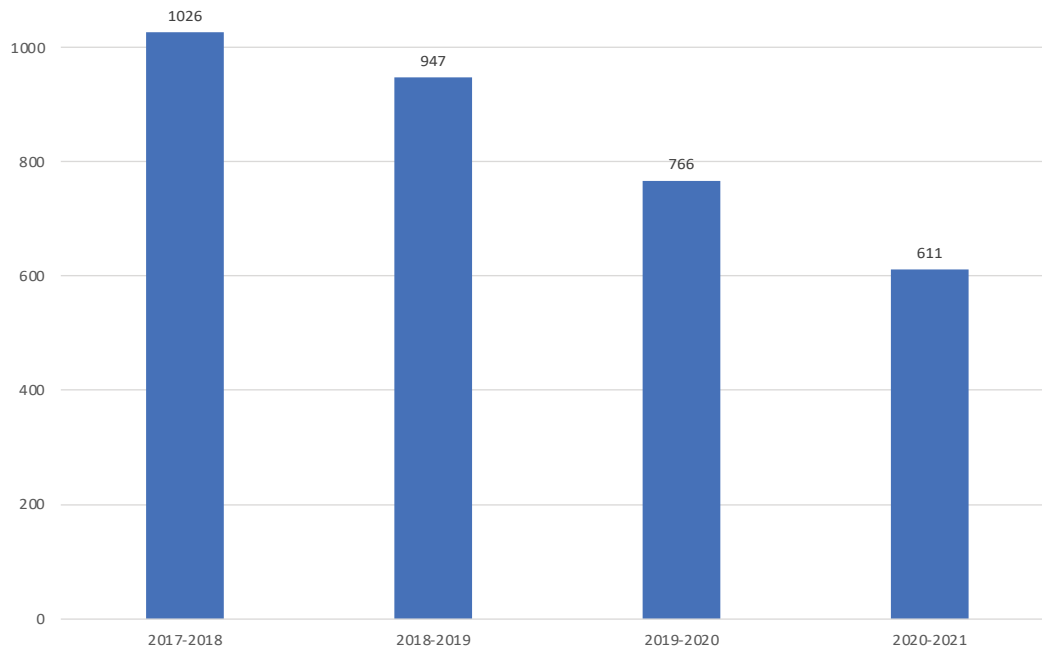
Median age is **25**

87% are residents of Seattle

\$7,222: average financial aid award accepted

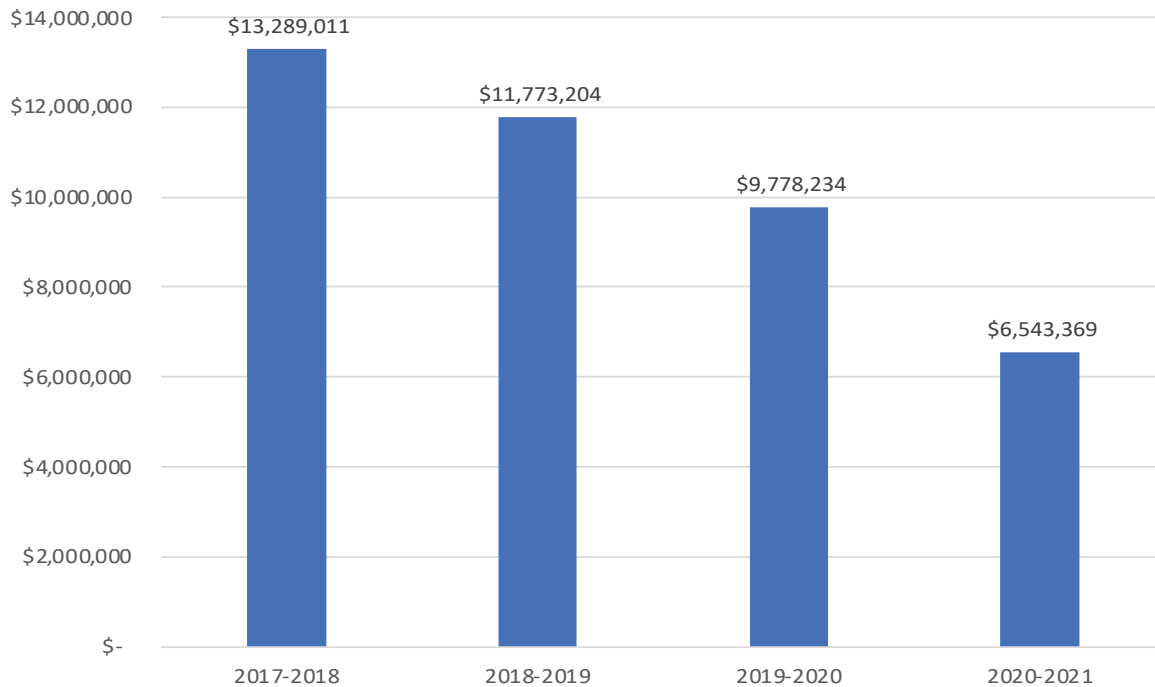
International Student Enrollment & Revenue (17-22 data)

International Student Enrollment by FTES* (2017 - 2021 data)



***FTES** Full-Time Equivalent Students, the calculation that translates student credit hours into an equivalent number of full-time, full- year students, usually three classes per quarter.

International Student Revenue** (2017 - 2022 data)



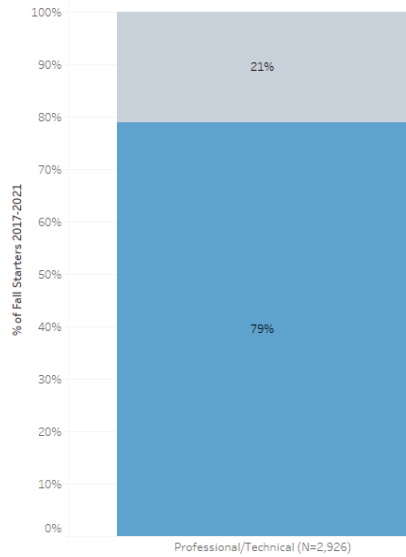
**For 2021-2022, we anticipate a \$1.5M loss in revenue due to declining international student enrollment.

Due to their cost, workforce programs at Seattle Central have always been subsidized by other programs, including through international student tuition. While the long term declines in enrollment which preceded the pandemic eroded the ability to subsidize those programs, the decline in enrollment across Seattle Colleges during the pandemic, coupled with the continued disproportionate loss of international students, has meant the college can no longer afford to subsidize workforce programs at the levels it had been.

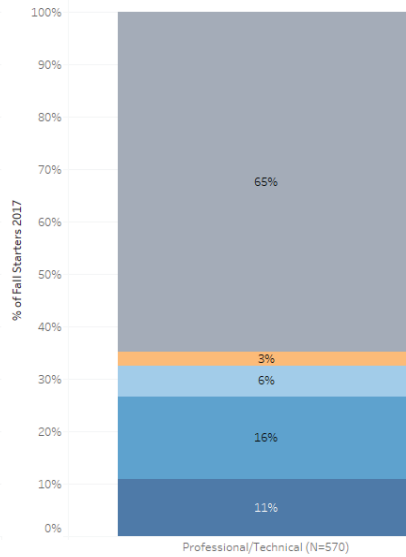
Retention & Completion Rates (17-22 data)

Professional-Technical Student Retention and Completion Rates

Retention into Second Quarter*



Completion Rate



Retention into Second Quarter

Not Retained

Retained

Time to completion

Did not complete

3-Yr Completion

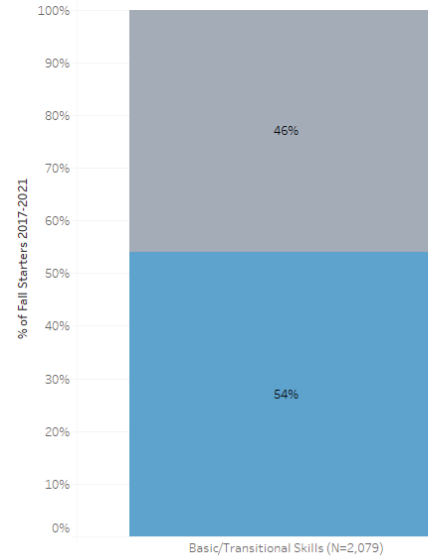
1-Yr Completion

4-Yr Completion

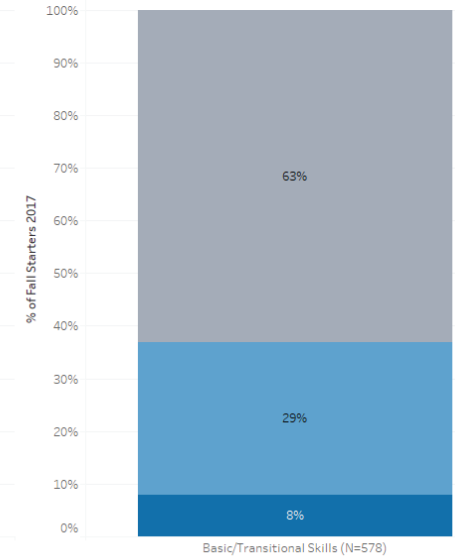
2-Yr Completion

Basic and Transitional Skills Student Retention and Completion Rates

Retention into Second Quarter*



Completion Rates (includes transfer to College-Level Program)



Retention into Second Quarter

Not Retained

Retained

Completion-4 YRS

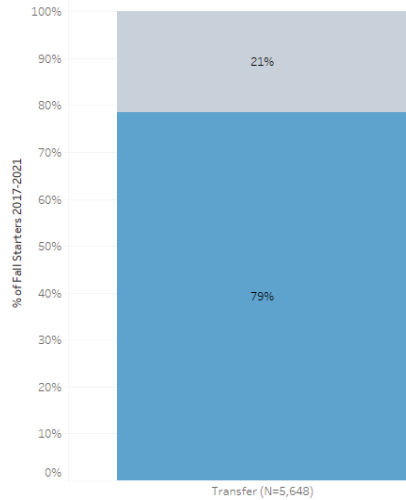
Did not Complete

2-Yr Completion

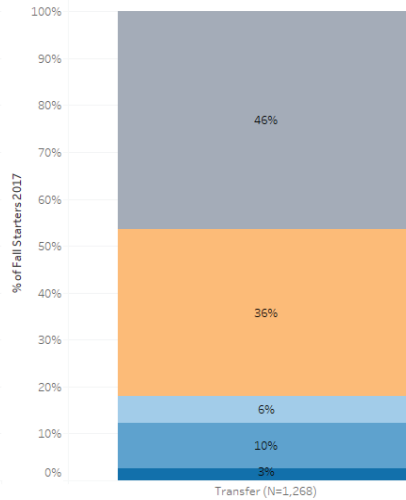
1-Yr Completion

Transfer Student Retention and Completion Rates

Retention into Second Quarter*



Completion and Transfer to 4-Year Rates



Retention into Second Quarter

Not Retained

Retained

Completion or Transfer to a 4-Year

Did not complete in 4 years

4-Yr Completion or transfer

3-Yr Completion

2-Yr Completion

1-Yr Completion

*Quarter 1 and Quarter 2 retention is an early indication of momentum and progress. Students who leave after one quarter rarely come back, and programs with strong early retention rates tend to have higher completion rates. In this way, Quarter 1 to Quarter 2 is an early indicator of overall completion of a program.





“Seattle Central has improved me in many ways and now I am more confident and can speak out for myself and others.”

Camila Christensen

Seattle Central STEM alumna
Computer Science Undergraduate
University of Washington



“Seattle Central is tailored to help people who have lived a life start over.”

Xander Hurley

Seattle Central Alumn
Business Technology Graduate



“Even at my worst, the folks at Central saw something in me that I didn’t see at the time. I’m just thankful Central had a place for a young lady like me.”

Dr. Patricia Barnes-Sam

Seattle Central Alumna
Health & Human Services Graduate