TEAS STUDENT QUICK START GUIDE

ATI Remote Proctoring with Proctorio

Purpose

ATI is partnering with Proctorio to virtually proctor assessments. Proctorio is a remote proctoring platform that uses machine learning to proctor students from wherever they may be. Proctorio offers a variety of secure exam settings including video, audio, and screen recording designed to maintain the integrity of the assessment and ensure uncompromised exam results.

Technical requirements

Find a full list of ATI's technical requirements at atitesting.com/technical-requirements.

- Microphone: Any microphone, either internal or external
- Webcam: 320x240 VGA resolution (minimum) internal or external
- Desktop or laptop computer (**NO iPads, tablets, or phones are to be used**) with the ability to download Google Chrome

Set yourself up for success

- Ensure you are using a fully charged laptop or desktop computer with a webcam and microphone.
- Install Google Chrome on your device. You **will not** be able to take the proctored assessment with any other browser.
- Have a school or government-issued ID card available.
- Find a well-lit space, and be ready for a room scan prior to the assessment.
- One piece of blank paper to be used during assessment. Please destroy the paper upon completion of the exam.
- Ensure your internet speed is between 0.092 - 0.244 Mbps. You can test your internet speed using www.speedtest.net

Ready to take the assessment?

It is essential you follow the entirety of the following steps.

Begin by opening Google Chrome. Log into your ATI student account: My ATI tab > Test tab. The available proctored assessment will show. Click *Begin*.

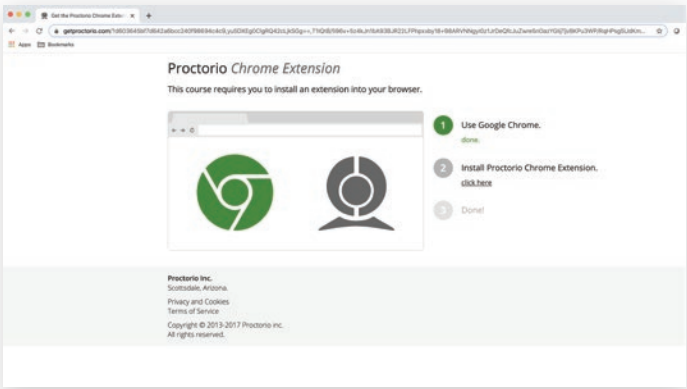

You will be sent to the getproctorio.com webpage. Here, you will be prompted to install the Proctorio Chrome Extension.

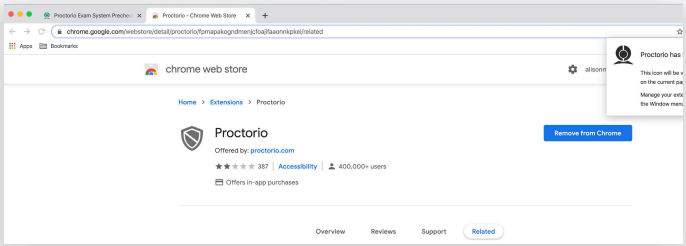

This will send you to the Proctorio page within the Chrome Web Store. Click *Add to Chrome* > *Add extension*.

Once the extension is installed, navigate back to the getproctorio.com webpage. You will see a list of instructions, restrictions, and data collected during the assessment. IMPORTANT: At the bottom of the page, you may encounter a warning regarding RAM. We recommend closing all other systems or windows. You should be able to move forward to the exam pre-checks regardless of this error.

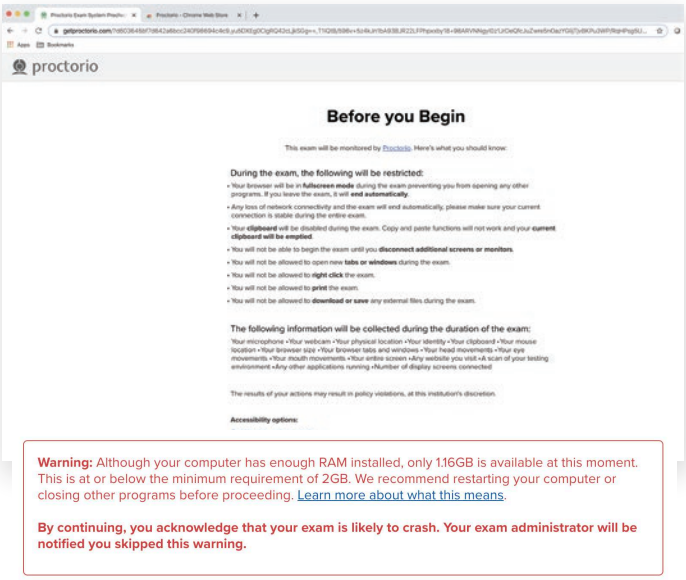

At the bottom of the page click *Start exam pre-checks*. You will be prompted to allow Proctorio to access your camera, microphone, and screen. Once the system has completed its checks click *Next* at the bottom of the screen.

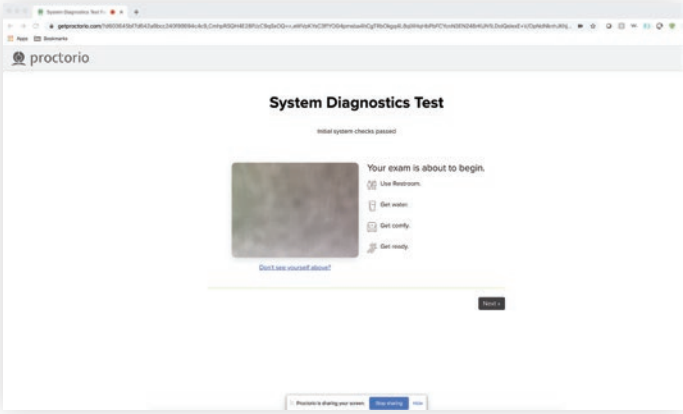

You'll be prompted to allow screen share. IMPORTANT: You will need to click on the screen within the prompt, which will change the 'Share' button to blue. Once the system has completed its checks click *Next* at the bottom of the screen.

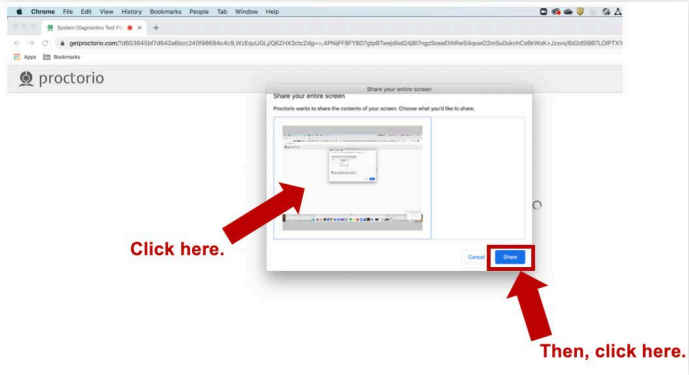

Next, you will be asked to show a photo ID to the camera. This is used to validate your identity. Click *Next*.

The site will then conduct a webcam image test. The system will take five photos to verify that your webcam is working correctly. Click *Begin camera test*. IMPORTANT: If you are not in a well-lit room, your camera may not be recognized, and you will not be able to move forward.

Next, you will be asked to show your exam environment by using your device's camera to scan the room in which you will be testing. Click *I understand*.

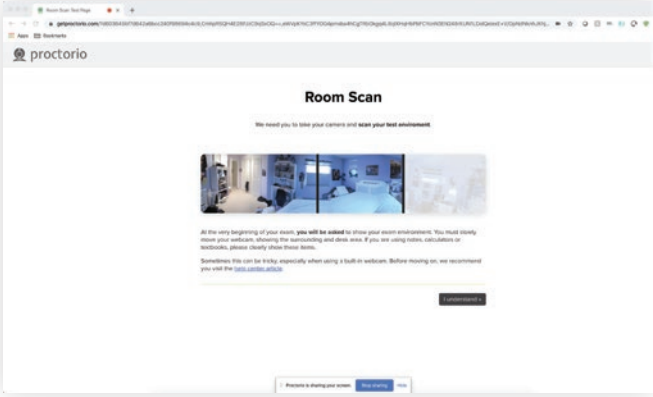

Finally, you'll be asked to sign the test taker agreement. Click *Start test*. IMPORTANT: You may have to move the screen sharing banner bar at the bottom of the screen. Once your instructor approves your admission into the exam, the system will automatically launch your test. Do not hit refresh.

During the test

While taking your assessment, there will be a box labeled Quiz Tools available to you on the screen. With Quiz Tools, you can zoom in/out. If you experience any issues with the system, you can begin a live chat with a Proctorio employee.

If your browser freezes during the exam, please exit out of the browser immediately to prevent losing time. Reopen the browser and navigate back to the Test tab. If this doesn't resolve the issue, please contact your proctor so they can troubleshoot with ATI Support.

Once you complete the assessment, your Proctorio session will end, and your results will be available to you and the school.

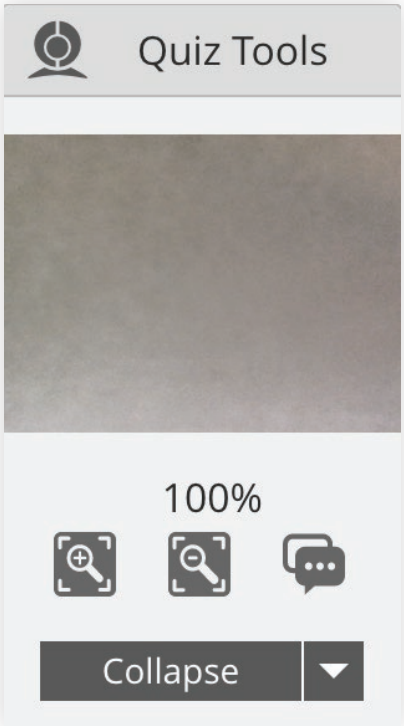

SUPPORT

If you experience issues when installing the Proctorio Chrome extension, please contact ATI Support at 1.800.667.7531. If you experience technical issues during your assessment, contact Proctorio directly via the chat option in the Quiz Tools window.