



### OUR STUDENTS

Total Headcount **10,178** FTE **4,782** Running Start **644** International **800**

#### PREPARE FOR THEIR FUTURE

##### Highest Enrolled Programs (Top 5)

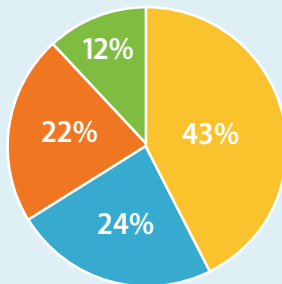
- Nursing
- Computer Science
- Information Technology
- Associate of Arts
- Social & Human Services

##### Programs of Study

- 6 Bachelor of Applied Science Degrees
- 23 Associate Degrees
- 16 Certificates (Excluding Short-term)

##### Enrollment By Purpose for Attending (FTEs)

- Academic Transfer
- Workforce Education
- Basic Skills
- Other



#### FIND SUCCESS

##### Graduates (1296 Total)

- 600** Associate – transfer
- 79** Bachelor
- 237** Certificate Long-term (≥ 45 credits)
- 73** Certificate Short-term (< 45 credits)
- 67** High School Completion /GED
- 240** Workforce Associate (Career & Technical Education)
- 65.3%** People of Color
- 2.27%** People with Disabilities



# 70%

Career & Technical Grads are employed nine months after graduation or continue with their education.

#### ARE DIVERSE

##### Ethnicity

- 41%** White/Caucasian
- 31%** Asian
- 2%** Pacific Islander
- 24%** Black/African American
- 16%** Hispanic/Latino
- 2%** Native American

May not add up to 100% because students may be counted in more than one race.

# 24

Median Age

# 60%



# 40%



#### RECEIVE SUPPORT

**15:1** Student to faculty ratio



# 29%

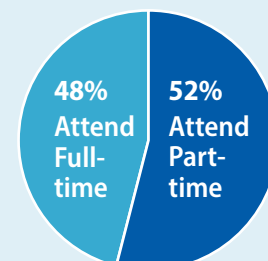
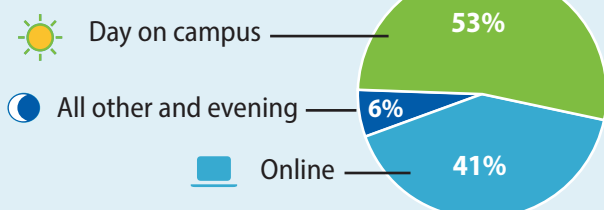
 Percentage of classes taught by people of color

**\$1 MILLION+** Scholarships awarded by the Seattle Colleges Foundation

**25%** Students receiving need-based financial aid

**\$7,222** Average financial aid award accepted\* (\*20-21 data)

#### BALANCE BUSY LIVES



**22%** Students with Children



**44%** Students Who Work\* (\*20-21 data)

